






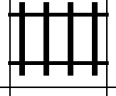






PUZZLE MADNESS

Daily Large Train Tracks Puzzle for Thursday 14th November 2013

3	8	3	5	6	5	7	6	5	7	2	
											3
											7
											8
											6
											3
											3
											6
											6
											6
											5
											8
											2