












PUZZLE MADNESS

Daily Large Train Tracks Puzzle for Saturday 16th November 2013

2	9	7	3	8	6	5	9	6	1	3	1	
												2
												6
												6
												8
												10
												7
												5
												4
												5
												4
												3