







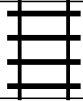






PUZZLE MADNESS

Daily Large Train Tracks Puzzle for Thursday 28th November 2013

3	3	5	6	7	5	6	5	7	8	4	
											2
											6
											6
											8
											7
											6
											5
											4
											5
											6
											4