
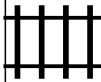













PUZZLE MADNESS

Daily Large Train Tracks Puzzle for Friday 29th November 2013

2	9	10	6	4	7	6	4	5	1	1	
											8
											6
											4
											6
											6
											3
											2
											5
											6
											4
											5