














PUZZLE MADNESS

Daily Large Train Tracks Puzzle for Monday 23rd December 2013

4	6	8	3	4	5	4	4	11	8	3	
											3
											4
											2
											4
											4
											6
											5
											8
											8
											6
											4
											6