











PUZZLE MADNESS

Daily Large Train Tracks Puzzle for Friday 1st February 2013

	2	5	7	5	6	3	7	8	4	3	5	
												4
												4
												10
												5
												1
												5
												3
												7
												7
												5
												4