












PUZZLE MADNESS

Daily Large Train Tracks Puzzle for Sunday 10th March 2013

2 6 7 6 6 5 3 3 8 7 5 3

												3
												4
												8
												7
												5
												7
												6
												5
												7
												6
												3