














PUZZLE MADNESS

Daily Large Train Tracks Puzzle for Saturday 2nd March 2013

8	5	9	6	2	3	6	6	4	4	4	3	
												2
												4
												10
												5
												7
												6
												7
												5
												5
												5
												4