














PUZZLE MADNESS

Daily Large Train Tracks Puzzle for Monday 29th April 2013

2 6 7 4 3 2 9 8 5 4 7 4

												3
												9
												6
												4
												8
												6
												3
												8
												5
												5
												4