


















PUZZLE MADNESS

Daily Large Train Tracks Puzzle for Monday 8th April 2013

3	2	3	7	9	7	5	7	9	7	5	2	
												3
												7
												5
												6
												7
												7
												6
												4
												6
												4
												8
												3