















PUZZLE MADNESS

Daily Large Train Tracks Puzzle for Thursday 13th June 2013

											4	6	4	5	4	8	4	6	6	6	7
																					5
																					8
																					4
																					5
																					7
																					3
																					5
																					3
																					4
																					6
																					8
																					2