
















# PUZZLE MADNESS

Daily Large Train Tracks Puzzle for Wednesday 26th June 2013

4	5	7	4	6	5	7	7	4	6	5	2	
												4
												10
												2
												4
												6
												8
												8
												8
												5
												4
												3