










# PUZZLE MADNESS

Daily Large Train Tracks Puzzle for Thursday 27th June 2013

4	3	4	4	10	5	7	5	3	5	6	
											3
											4
											4
											7
											6
											6
											4
											1
											9
											8
											4