



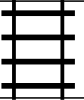










PUZZLE MADNESS

Daily Large Train Tracks Puzzle for Sunday 14th July 2013

2 4 8 5 4 6 9 6 7 3 1 5

												3
												7
												6
												7
												7
												8
												10
												6
												3
												1
												2