
















PUZZLE MADNESS

Daily Large Train Tracks Puzzle for Tuesday 23rd July 2013

2	1	9	9	8	5	5	5	7	6	3	5	
												6
												5
												8
												5
												6
												8
												9
												4
												4
												3
												3
												4