


















PUZZLE MADNESS

Daily Large Train Tracks Puzzle for Saturday 17th August 2013

												5
												6
												8
												7
												8
												6
												7
												2
												1
												3
												4
												9