















PUZZLE MADNESS

Daily Large Train Tracks Puzzle for Saturday 18th January 2014

3	4	3	3	6	9	7	6	5	6	4	4	
												2
												7
												8
												8
												5
												12
												5
												5
												3
												2
												3