










PUZZLE MADNESS

Daily Large Train Tracks Puzzle for Tuesday 21st January 2014

2	7	4	3	5	8	6	4	6	7	3	
											1
											6
											6
											7
											3
											6
											3
											7
											9
											5
											2