


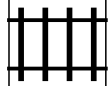


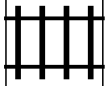

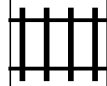




PUZZLE MADNESS

Daily Large Train Tracks Puzzle for Thursday 23rd January 2014

3	10	5	5	7	6	3	5	6	4	2	
											7
											4
											5
											1
											5
											5
											5
											5
											7
											7
											5