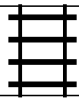















PUZZLE MADNESS

Daily Large Train Tracks Puzzle for Monday 27th January 2014

5	3	6	8	1	3	8	9	10	2	6	
											5
											4
											6
											5
											5
											8
											6
											8
											5
											4
											2
											3