















PUZZLE MADNESS

Daily Large Train Tracks Puzzle for Tuesday 11th November 2014

7	8	4	3	5	5	9	8	5	3	3	
											4
											4
											7
											6
											4
											3
											3
											3
											6
											7
											7
											6