













# PUZZLE MADNESS

Daily Large Train Tracks Puzzle for Monday 24th November 2014

2	6	2	4	8	5	7	7	8	7	7	3	
												7
												7
												8
												5
												6
												11
												4
												1
												5
												3
												5
												4