














PUZZLE MADNESS

Daily Large Train Tracks Puzzle for Friday 12th December 2014

3	9	3	4	10	7	3	6	6	5	1
										5
										6
										7
										6
										4
										5
										5
										7
										4
										4
										4