













# PUZZLE MADNESS

Daily Large Train Tracks Puzzle for Saturday 20th December 2014

6	6	4	3	6	5	5	3	8	5	3	6	
												2
												5
												10
												9
												8
												3
												3
												9
												4
												6
												1