









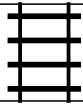





PUZZLE MADNESS

Daily Large Train Tracks Puzzle for Wednesday 24th December 2014

2	7	8	5	5	6	9	4	3	6	2	5	
												2
												7
												8
												5
												5
												5
												6
												8
												7
												5
												4