

















# PUZZLE MADNESS

Daily Large Train Tracks Puzzle for Sunday 28th December 2014

												3
												3
												6
												6
												7
												7
												9
												3
												6
												5
												6
												5