













PUZZLE MADNESS

Daily Large Train Tracks Puzzle for Wednesday 12th February 2014

4 3 3 2 6 10 5 7 6 5 6 3

												7
												7
												5
												11
												7
												2
												4
												7
												6
												1
												3