
















PUZZLE MADNESS

Daily Large Train Tracks Puzzle for Monday 3rd February 2014

4	4	6	4	7	5	4	7	8	5	2	
											2
											2
											6
											6
											9
											5
											5
											6
											6
											6
											6
											3