












PUZZLE MADNESS

Daily Large Train Tracks Puzzle for Thursday 6th February 2014

4	3	4	5	4	9	7	3	6	3	8	
											2
											5
											8
											4
											7
											6
											6
											4
											6
											2
											6