












PUZZLE MADNESS

Daily Large Train Tracks Puzzle for Wednesday 19th March 2014

1	8	6	10	5	3	3	5	6	4	5	
											2
											5
											9
											9
											7
											4
											6
											7
											3
											3
											1