












PUZZLE MADNESS

Daily Large Train Tracks Puzzle for Sunday 2nd March 2014

1	6	5	3	4	3	9	9	6	3	7	
											2
											2
											5
											4
											3
											10
											6
											6
											6
											6
											6