










PUZZLE MADNESS

Daily Large Train Tracks Puzzle for Saturday 22nd March 2014

6	5	5	8	6	6	8	2	4	3	3	
											4
											6
											6
											7
											8
											8
											3
											3
											1
											4
											6