













PUZZLE MADNESS

Daily Large Train Tracks Puzzle for Monday 24th March 2014

2	4	4	6	8	7	8	6	3	1	2	9	
												5
												9
												7
												4
												6
												6
												6
												5
												4
												3
												5