














PUZZLE MADNESS

Daily Large Train Tracks Puzzle for Saturday 8th March 2014

												5
												5
												4
												7
												2
												4
												8
												8
												7
												2
												3
												6