


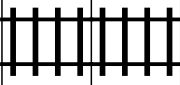












PUZZLE MADNESS

Daily Large Train Tracks Puzzle for Sunday 13th April 2014

5	7	5	5	6	8	6	4	6	9	4	2
											2
											6
											7
											8
											7
											4
											1
											6
											3
											10
											6
											7