














PUZZLE MADNESS

Daily Large Train Tracks Puzzle for Tuesday 8th April 2014

7	4	5	6	6	8	5	5	4	2	3	
											4
											2
											5
											9
											7
											5
											6
											4
											4
											4
											5