











PUZZLE MADNESS

Daily Large Train Tracks Puzzle for Monday 12th May 2014

2	3	5	2	4	6	5	6	9	10	4
										4
										4
										5
										6
										2
										7
										8
										6
										7
										6
										1