














PUZZLE MADNESS

Daily Large Train Tracks Puzzle for Saturday 17th May 2014

5	6	7	5	5	7	5	6	4	4	5	6	
												3
												2
												9
												7
												8
												8
												8
												5
												4
												2
												1
												8