
















PUZZLE MADNESS

Daily Large Train Tracks Puzzle for Monday 19th May 2014

2	1	4	6	4	5	7	6	6	6	7	6	
												1
												6
												8
												7
												5
												4
												5
												5
												9
												8
												2