













PUZZLE MADNESS

Daily Large Train Tracks Puzzle for Tuesday 10th June 2014

3	7	7	5	5	2	3	5	7	12	4			
													5
													4
													5
													8
													6
													5
													5
													5
													6
													7
													2
													2