















PUZZLE MADNESS

Daily Large Train Tracks Puzzle for Monday 2nd June 2014

3 6 4 7 6 4 5 6 4 5 6 5

												3
												2
												5
												7
												8
												7
												6
												4
												9
												9
												1