














PUZZLE MADNESS

Daily Large Train Tracks Puzzle for Wednesday 4th June 2014

4	6	4	3	6	3	9	3	4	7	6	5
											5
											4
											6
											5
											5
											5
											6
											3
											7
											8
											6