















PUZZLE MADNESS

Daily Large Train Tracks Puzzle for Sunday 13th July 2014

2 6 4 6 3 9 6 5 5 4 7 3

												2
												7
												8
												5
												7
												8
												7
												4
												5
												3
												4