

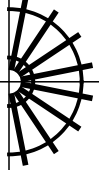


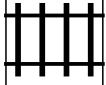


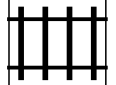




PUZZLE MADNESS

Daily Large Train Tracks Puzzle for Monday 21st July 2014

1	3	7	7	6	7	6	3	7	3	5	
											1
											1
											6
											4
											6
											6
											5
											9
											9
											2
											6