














PUZZLE MADNESS

Daily Large Train Tracks Puzzle for Saturday 9th August 2014

4 7 3 6 4 6 3 6 9 8 1 3

												2
												3
												7
												7
												5
												5
												8
												5
												7
												6
												5