



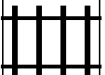











PUZZLE MADNESS

Daily Large Train Tracks Puzzle for Monday 1st September 2014

5	4	7	4	4	8	9	6	4	5	5	1	
												3
												2
												3
												9
												9
												10
												4
												6
												4
												4
												8