


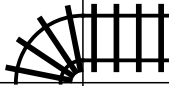












PUZZLE MADNESS

Daily Large Train Tracks Puzzle for Thursday 11th September 2014

6 4 10 6 8 4 6 8 6 4 2 2

												7
												9
												5
												5
												5
												4
												4
												6
												9
												5
												3
												4