




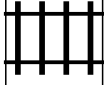









PUZZLE MADNESS

Daily Large Train Tracks Puzzle for Saturday 10th January 2015

2 5 7 5 5 6 9 4 4 6 6 1

												2
												8
												6
												7
												7
												4
												6
												6
												4
												6
												4