














PUZZLE MADNESS

Daily Large Train Tracks Puzzle for Saturday 17th January 2015

6	7	11	7	7	2	5	3	5	4	3	
											5
											8
											6
											9
											8
											8
											2
											1
											4
											3
											2
											4