
















PUZZLE MADNESS

Daily Large Train Tracks Puzzle for Sunday 18th January 2015

4	9	5	5	6	2	6	5	6	6	6	5	
												3
												1
												4
												8
												8
												4
												2
												8
												7
												7
												6
												7